

د پښتو ژبې د مشق کتاب



پښتو مشق

مؤلف: سلیم (عابد) په ستاکهلم کې
د پښتو او دری ژبو ښوونکې
د چاپ کال ۱۳۸۴

آ
ب پ ت ث
ج چ ح خ ح
د ډ ږ ږ ږ ږ ږ ږ
س ض ط ظ غ ف ق ک ل
م ن و ه ی ی ی ی ی

په سویډن کښي د پښتو ژبي د زده کوونکو
د لمړۍ ټولگي د پاره د پښتو ژبي د مشق کتاب

پښتو




abed_salim@hotmail.com

ترتیب کوونکئ : سلیم (عابد) په ستاکهلم کي د پښتو او دری ژبو ښوونکئ
د چاپ کال ۱۳۸۴



abed_salim@hotmail.com

دلسمې ټولگي د پاره د پښتو ژبې د مشق کتاب



انگور



Handwriting practice lines for the letter 'ا'. The page contains several rows of horizontal lines with vertical tick marks, designed for tracing and writing practice.

abed_salim@hotmail.com

د لمړي ټولګي د پاره د پښتو ژبې د مشق کتاب



Handwriting practice sheet with 12 horizontal lines. Each line has 12 vertical tick marks. The first line has a solid vertical line and a dashed vertical line with a downward arrow. The second line has a dashed vertical line with a downward arrow. The remaining lines have solid vertical lines.


abed_salim@hotmail.com

د لمړي ټولگي د پاره د پښتو ژبي د مشق کتاب



Handwriting practice grid with 12 rows. Each row consists of a top horizontal line, a middle horizontal line, and a bottom horizontal line. Vertical lines are spaced evenly across the grid. The first row has a solid vertical line on the right side. The second row has a dashed vertical line on the right side with a downward arrow indicating the direction of the stroke. The remaining rows have solid vertical lines on the right side.

abed_salim@hotmail.com



ا



Handwriting practice lines for the letter 'ا' (Alif). The page contains ten sets of three horizontal lines (top, middle, bottom) with vertical lines forming columns. The first set of lines has a dashed vertical line and an arrow indicating the stroke order for writing the letter 'ا'.

د لمړي ټولګي د پاره د پښتو ژبې د مشق کتاب

Handwriting practice sheet for the letter 'ه' (Ha). The page features a header with the title 'د لمړي ټولګي د پاره د پښتو ژبې د مشق کتاب'. Below the header, there are 12 rows of handwriting lines. Each row consists of a top solid line, a middle dashed line, and a bottom solid line. The first row includes a diagram of a hand holding a pencil, with a vertical dashed line and a downward arrow indicating the stroke direction for the letter 'ه'. The remaining rows are blank for practice.

abed_salim@hotmail.com


د لمړي ټولګي د پاره د پښتو ژبې د مشق کتاب



The page contains a series of horizontal lines for handwriting practice. At the top right, there is an illustration of a hand holding a pencil, with a vertical dashed line and a downward arrow indicating the starting point and direction of a stroke. Below this, there are several rows of lines, each consisting of a top line, a middle line, and a bottom line, with a vertical dashed line and a downward arrow at the end of each row to indicate the stroke direction.

abed_salim@hotmail.com

د لمړي ټولگي د پاره د پښتو ژبې د مشق کتاب



کتاب



Handwriting practice lines consisting of multiple horizontal lines with vertical tick marks, designed for practicing the word 'کتاب'.

abed_salim@hotmail.com

د لمړي ټولګي د پاره د پښتو ژبې د مشق کتاب

Handwriting practice lines for the first grade. The page contains 12 horizontal lines. The top two lines are solid black, and the remaining ten lines are dashed. An illustration of a hand holding a pen is located at the top right of the page.

abed_salim@hotmail.com

دليري ٲولگي د پاره د پښتو ژبي د عشق كتاب

Handwriting practice lines for the letter 'د'. The first line shows a dotted line with an arrow indicating the stroke direction, followed by a solid line with a small drawing of a hand holding a pen. Below are several more lines for practice, each consisting of a solid top line, a dashed middle line, and a solid bottom line.



abed_salim@hotmail.com

د لمړي ټولگي د پاره د پښتو ژبې د مشق کتاب




abed_salim@hotmail.com

د لمړي ټولګي د پاره د پښتو ژبې د مشق کتاب



abed_salim@hotmail.com


د لمړي ټولګي د پاره د پښتو ژبې د مشق کتاب



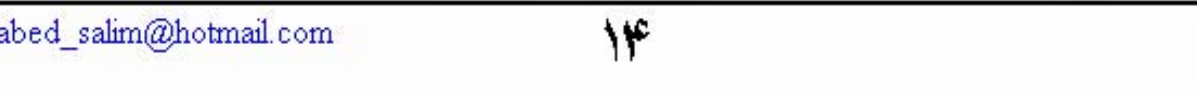
abed_salim@hotmail.com



باغ



د لمړي ټولګي د پاره د پښتو ژبې د مشق کتاب



abed_salim@hotmail.com

دلمړې ټولگي د پاره د پښتو ژبې د مشق کتاب



abed_salim@hotmail.com

د لمړي ټولګي د پاره د پښتو ژبې د مشق کتاب




پوټ

Handwriting practice section for the word 'پوټ' (shoe). It consists of ten horizontal lines. Each line contains a sequence of notes and rests, corresponding to the word 'پوټ'. The notes are: پ (pa), ټ (ta), ټ (ta), ټ (ta), ټ (ta), ټ (ta), ټ (ta), ټ (ta), ټ (ta), ټ (ta). The rests are: ټ (ta), ټ (ta), ټ (ta), ټ (ta), ټ (ta), ټ (ta), ټ (ta), ټ (ta), ټ (ta), ټ (ta).

abed_salim@hotmail.com

د لمړي ټولګي د پاره د پښتو ژبې د مشق کتاب



abed_salim@hotmail.com

دلهرې ټولګې د پاره د پښتو ژبې د مشق کتاب

abed_salim@hotmail.com



کباب

Handwriting practice lines for the word 'کباب'. The first line is a solid black line with vertical tick marks. The following ten lines are grey lines with vertical tick marks, providing a guide for letter placement and size.

د لمړي ټولګي د پاره د پښتو ژبې د مشق کتاب

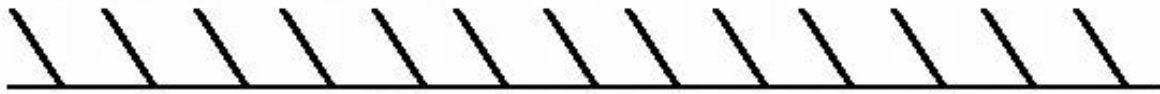
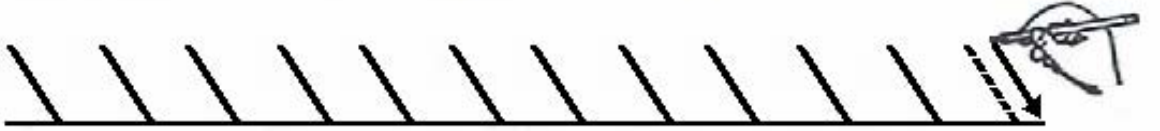
abed_salim@hotmail.com

د لمړي ټولګي د پاره د پښتو ژبې د مشق کتاب

The image shows a handwriting practice sheet. At the top, there is a title in Pashto: "د لمړي ټولګي د پاره د پښتو ژبې د مشق کتاب". Below the title, there are several horizontal lines. The first line is solid black and contains a sequence of vertical bars of varying heights and widths, followed by a dotted line with an upward-pointing arrow on the left and a downward-pointing arrow on the right. The subsequent lines are light gray and contain similar vertical bar patterns. The bottom lines are blank.


abed_salim@hotmail.com

د لمړي ټولګي د پاره د پښتو ژبې د مشق کتاب




abed_salim@hotmail.com

د لمړي ټولګي د پاره د پښتو ژبې د مشق کتاب



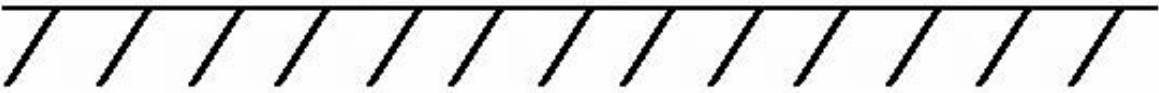

abed_salim@hotmail.com

د لمړي ټولګي د پاره د پښتو ژبې د مشق کتاب



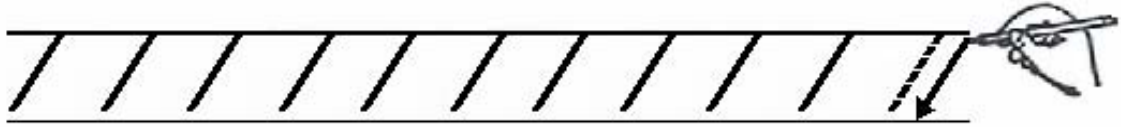
abed_salim@hotmail.com

د لمړي ټولګي د پاره د پښتو ژبې د مشق کتاب



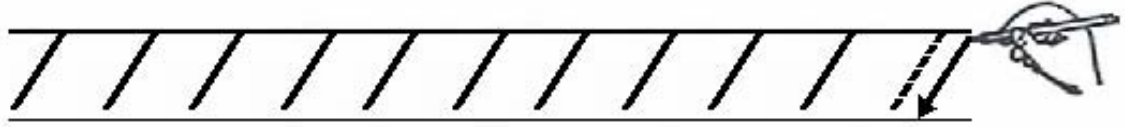
abed_salim@hotmail.com

د لمړي ټولګي د پاره د پښتو ژبې د مشق کتاب



abed_salim@hotmail.com

د لمړي ټولګي د پاره د پښتو ژبې د مشق کتاب



abed_salim@hotmail.com



بېار



دلمېرې ټولگي د پاره د پښتو ژبې د مشق کتاب

The grid consists of 18 horizontal lines. The top line features a series of 12 U-shaped strokes. Below the final two strokes, there is a rightward-pointing arrow. The second line contains 12 U-shaped strokes. The remaining 16 lines each contain two 'E' shapes on the right side, one light gray and one black, for tracing practice.

abed_salim@hotmail.com

دلمړې ټولګې د پاره د پښتو ژبې د مشق کتاب

↓ ↑

ل ل ل ل ل ل ل ل ل ل ل ل ل ل ل ل

ل ل ل ل ل ل ل ل ل ل ل ل ل ل ل ل

ل ل ل

ل ل ل

ل ل ل

ل ل ل

ل ل ل

ل ل ل

ل ل ل

ل ل ل

ل ل ل

ل ل ل

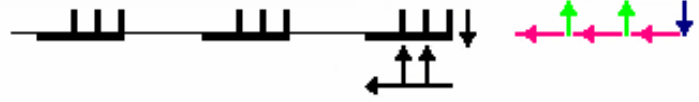
ل ل ل

ل ل ل

ل ل ل

ل ل ل

دلڀري ٽولگي د پاره د پښتو ژبې د مشق کتاب

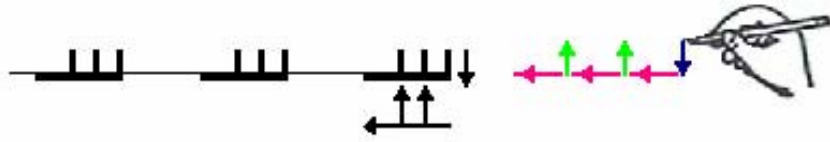


پپی

Handwriting practice section for the letter 'پ'. It consists of 12 horizontal lines. Each line contains seven groups of three vertical strokes, representing the letter 'پ'. The first group on each line is solid black, while the subsequent groups are lighter gray, indicating a progression from solid to dashed for tracing.

abed_salim@hotmail.com

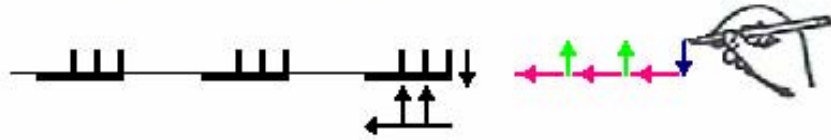
د لمړي ټولګي د پاره د پښتو ژبې د مشق کتاب



Handwriting practice section for the letter 'F'. It consists of 15 horizontal lines. The first line contains seven solid black 'F' characters. The second line contains seven grey 'F' characters for tracing. The remaining 13 lines contain dotted 'F' characters for independent practice. Each line ends with a solid black 'F' character as a reference.

abed_salim@hotmail.com

د لمړي ټولګي د پاره د پښتو ژبې د مشق کتاب



F F F F F F F

F F F F F F F

F F

F F

F F

F F

F F

F F

F F

F F

F F

F F

F F

F F

F F


abed_salim@hotmail.com



ح


Handwriting practice lines for the letter 'ح'. Each line consists of a top horizontal line and a bottom horizontal line. The first line contains ten black 'ح' characters. The following ten lines each contain ten 'ح' characters, with the first eight being light gray for tracing and the last two being black for independent practice.

د لمړي ټولګي د پاره د پښتو ژبې د مشق کتاب



abed_salim@hotmail.com


د لمړي ټولګي د پاره د پښتو ژبې د مشق کتاب



abed_salim@hotmail.com



و ر ح



د لمړي ټولګي د پاره د پښتو ژبې د مشق کتاب

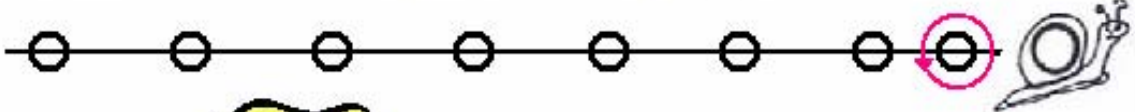


abed_salim@hotmail.com

د لمړي ټولګي د پاره د پښتو ژبې د مشق کتاب



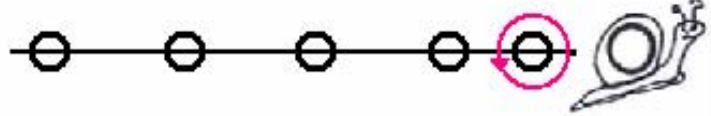
abed_salim@hotmail.com



مار

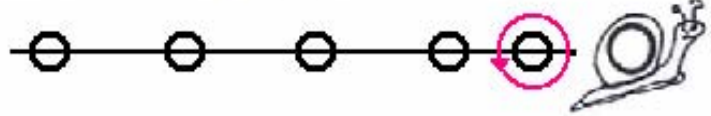
A series of ten horizontal lines, each with ten circles, for tracing practice.

دل مړې ټولګي د پاره د پښتو ژبې د مشق کتاب



abed_salim@hotmail.com

د لمړي ټولګي د پاره د پښتو ژبې د مشق کتاب




abed_salim@hotmail.com

د لمړي ټولګي د پاره د پښتو ژبې د مشق کتاب




abed_salim@hotmail.com

د لمړي ټولګي د پاره د پښتو ژبې د مشق کتاب



abed_salim@hotmail.com

د لمړي ټولګي د پاره د پښتو ژبې د مشق کتاب



abed_salim@hotmail.com

د لمړي ټولګي د پاره د پښتو ژبې د مشق کتاب



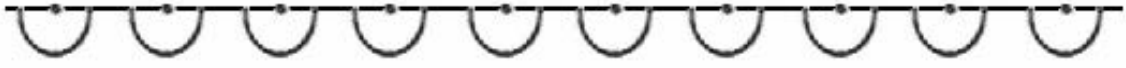
abed_salim@hotmail.com

د لمړي ټولګي د پاره د پښتو ژبې د مشق کتاب



abed_salim@hotmail.com


د لمړي ټولګي د پاره د پښتو ژبې د مشق کتاب



abed_salim@hotmail.com



آس



دلمېرې ټولگي دپاره دپښتو ژبې د عشق کتاب



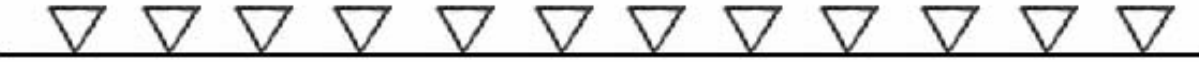
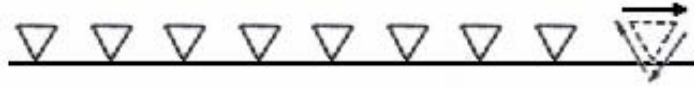
abed_salim@hotmail.com

دلمېرې ټولګي د پاره د پښتو ژبې د عشق کتاب



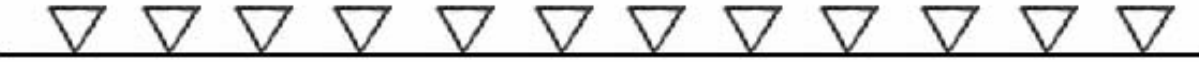
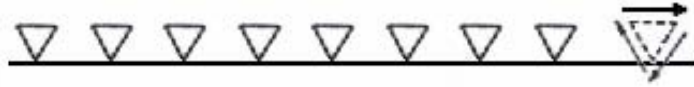
abed_salim@hotmail.com

د لمړي ټولګي د پاره د پښتو ژبې د مشق کتاب



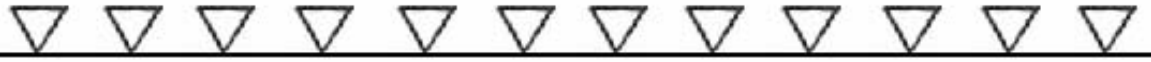
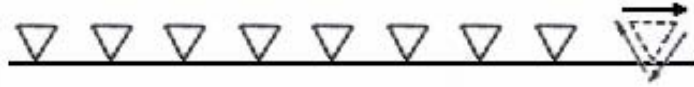
abed_salim@hotmail.com

د لمړي ټولګي د پاره د پښتو ژبې د مشق کتاب



abed_salim@hotmail.com

د لمړي ټولګي د پاره د پښتو ژبې د مشق کتاب



abed_salim@hotmail.com

دلمېرې ټولګې د پاره د پښتو ژبې د مشق کتاب



C C C C C C C C C C C

C C C C C C C C C C C

C C C C C C C C C C C

C C C C C C C C C C C

C C C C C C C C C C C

C C C C C C C C C C C

C C C C C C C C C C C

C C C C C C C C C C C

C C C C C C C C C C C

C C C C C C C C C C C

C C C C C C C C C C C

C C C C C C C C C C C

abed_salim@hotmail.com

د لمړي ټولګي د پاره د پښتو ژبې د مشق کتاب



C C C C C C C C C C

C C

C C

C C

C C

C C

C C

C C

C C

C C

C C

C C

abed_salim@hotmail.com

د لمړي ټولګي د پاره د پښتو ژبې د مشق کتاب



C C C C C C C C C C C

C C

C C

C C

C C

C C

C C

C C

C C


C C

C C

C C

abed_salim@hotmail.com

دلمېرې ټولگي د پاره د پښتو ژبې د عشق کتاب



abed_salim@hotmail.com

د لمړي ټولګي د پاره د پښتو ژبې د مشق کتاب

o o o o o o o o o o o

o o o o o o o o o o o



o o

o o

o o

o o

o o

o o

o o

o o

o o

o o

o o

abed_salim@hotmail.com

دلمېرې ټولگي د پاره د پښتو ژبې د عشق کتاب

○○ ○○ ○○ ○○ ○○ ○○ ○○ ○○ ○○

○○ ○○ ○○ ○○ ○○ ○○ ○○ ○○ ○○

○○ ○○ ○○ ○○ ○○ ○○ ○○ ○○ ○○

○○ ○○ ○○ ○○ ○○ ○○ ○○ ○○ ○○

○○ ○○ ○○ ○○ ○○ ○○ ○○ ○○ ○○

○○ ○○ ○○ ○○ ○○ ○○ ○○ ○○ ○○

○○ ○○ ○○ ○○ ○○ ○○ ○○ ○○ ○○


○○ ○○ ○○ ○○ ○○ ○○ ○○ ○○ ○○

○○ ○○ ○○ ○○ ○○ ○○ ○○ ○○ ○○

○○ ○○ ○○ ○○ ○○ ○○ ○○ ○○ ○○

○○ ○○ ○○ ○○ ○○ ○○ ○○ ○○ ○○

○○ ○○ ○○ ○○ ○○ ○○ ○○ ○○ ○○



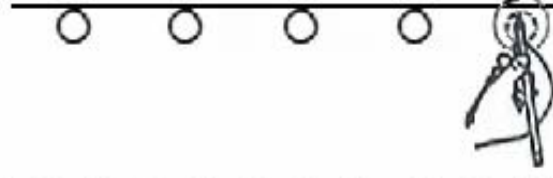
abed_salim@hotmail.com

د لمړي ټولګي د پاره د پښتو ژبې د عشق کتاب

Handwriting practice sheet for the letter 'oo'. The page contains several rows of the letter 'oo' on a horizontal line. The first row shows the letter 'oo' being cut out with scissors. The second row shows the letter 'oo' being traced. The third row shows the letter 'oo' being written. The fourth row shows the letter 'oo' being written. The fifth row shows the letter 'oo' being written. The sixth row shows the letter 'oo' being written. The seventh row shows the letter 'oo' being written. The eighth row shows the letter 'oo' being written. The ninth row shows the letter 'oo' being written. The tenth row shows the letter 'oo' being written. The eleventh row shows the letter 'oo' being written. The twelfth row shows the letter 'oo' being written. The thirteenth row shows the letter 'oo' being written. The fourteenth row shows the letter 'oo' being written. The fifteenth row shows the letter 'oo' being written. The sixteenth row shows the letter 'oo' being written. The seventeenth row shows the letter 'oo' being written. The eighteenth row shows the letter 'oo' being written. The nineteenth row shows the letter 'oo' being written. The twentieth row shows the letter 'oo' being written.


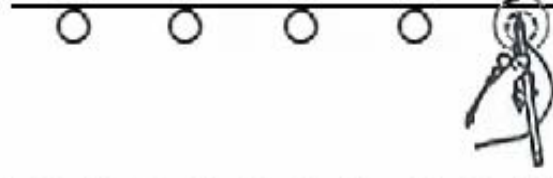
abed_salim@hotmail.com

د لمړي ټولګي د پاره د پښتو ژبې د مشق کتاب



abed_salim@hotmail.com

د لمړي ټولګي د پاره د پښتو ژبې د مشق کتاب



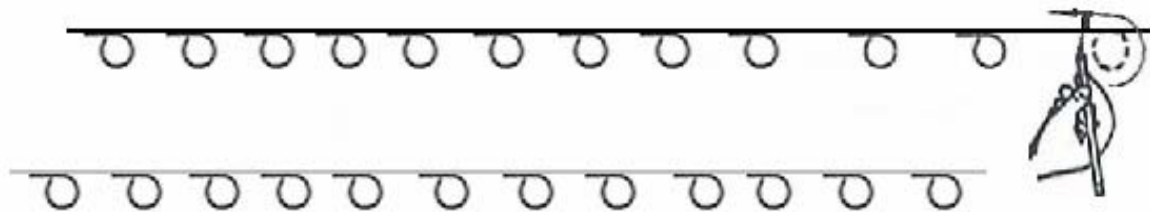
abed_salim@hotmail.com



مالتہ



دل مړې ټولګې د پاره د پښتو ژبې د عشق کتاب



A series of horizontal lines for writing practice. Each line is accompanied by two small circles on the right side, likely serving as guides for letter height and placement. There are 12 such pairs of circles, one pair for each line.

abed_salim@hotmail.com

د لمړي ټولګي د پاره د پښتو ژبې د عشق کتاب

Scissors icon

Row 1: 4 pairs of circles

Row 2: 7 pairs of circles

Row 3: 8 pairs of circles

Row 4: 8 pairs of circles

Row 5: 8 pairs of circles

Row 6: 8 pairs of circles

Row 7: 8 pairs of circles

Row 8: 8 pairs of circles

Row 9: 8 pairs of circles

Row 10: 8 pairs of circles

Row 11: 8 pairs of circles


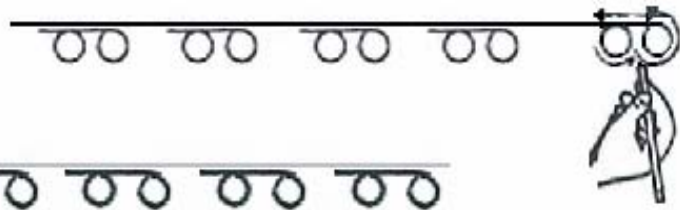
Row 12: 8 pairs of circles

Row 13: 8 pairs of circles

Row 14: 8 pairs of circles

abed_salim@hotmail.com

د لمړي ټولګي د پاره د پښتو ژبې د عشق کتاب



abed_salim@hotmail.com



طياره




د لمړي ټولګي د پاره د پښتو ژبې د مشق کتاب

Handwriting practice sheet for the letter 'پ' (pa) on ruled lines. The first row shows the stroke order for writing 'پ' with a numbered arrow and a small illustration of a hand holding a pen. The second row contains seven 'پ' characters. The following ten rows each contain ten 'پ' characters, with the first two in each row being larger and the remaining eight being smaller for tracing and practice.

abed_salim@hotmail.com

د لمړي ټولگي د پاره د پښتو ژبې د مشق کتاب



abed_salim@hotmail.com




کور

د لمړي ټولګي د پاره د پښتو ژبې د مشق کتاب



abed_salim@hotmail.com



گل



د لمړي ټولگي د پاره د پښتو ژبې د مشق کتاب



abed_salim@hotmail.com

د لمړي ټولګي د پاره د پښتو ژبې د مشق کتاب

و

وو

ووو

وووو

وووو

ووووو

وووووو

وووووو

ووووووو

وووووووو

وووووووو

ووووووووو

abed_salim@hotmail.com


د لمړي ټولګي د پاره د پښتو ژبې د مشق کتاب

Handwriting practice sheet for the letter 'د' (dal) in Pashto. The page contains 12 rows of handwriting lines. The first two rows are filled with examples of the letter 'د' in various positions and sizes, including a small illustration of a hand holding a pen. The remaining rows are blank for practice. The letter 'د' is shown in different orientations and sizes, demonstrating its placement on the lines.

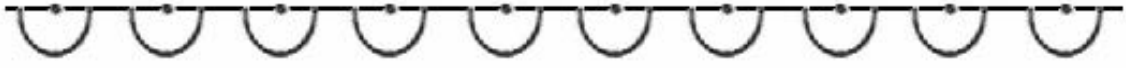
abed_salim@hotmail.com



صابون

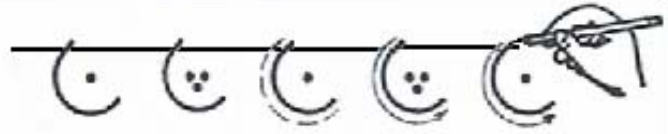


د لمړي ټولګي د پاره د پښتو ژبې د مشق کتاب



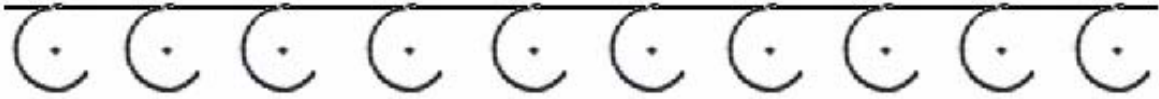
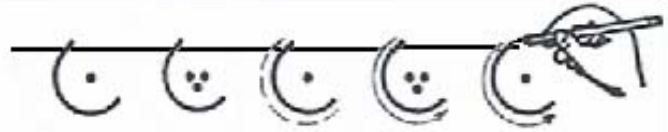
abed_salim@hotmail.com

د لمړي ټولګي د پاره د پښتو ژبې د مشق کتاب



abed_salim@hotmail.com

د لمړي ټولګي د پاره د پښتو ژبې د مشق کتاب



abed_salim@hotmail.com

مؤلف: سليم (عابد) په ستاکهلم کي د پښتو او دری ژبو ښوونکی

د چاپ کال ۱۳۸۴